

# Choices of undecided decision-makers

Galdi, S., Arcuri, L., & Gawronski, B. (2008). Automatic mental associations predict future choices of undecided decision-makers. *Science*, 321(9), 1100-1102.

## Decided Participants

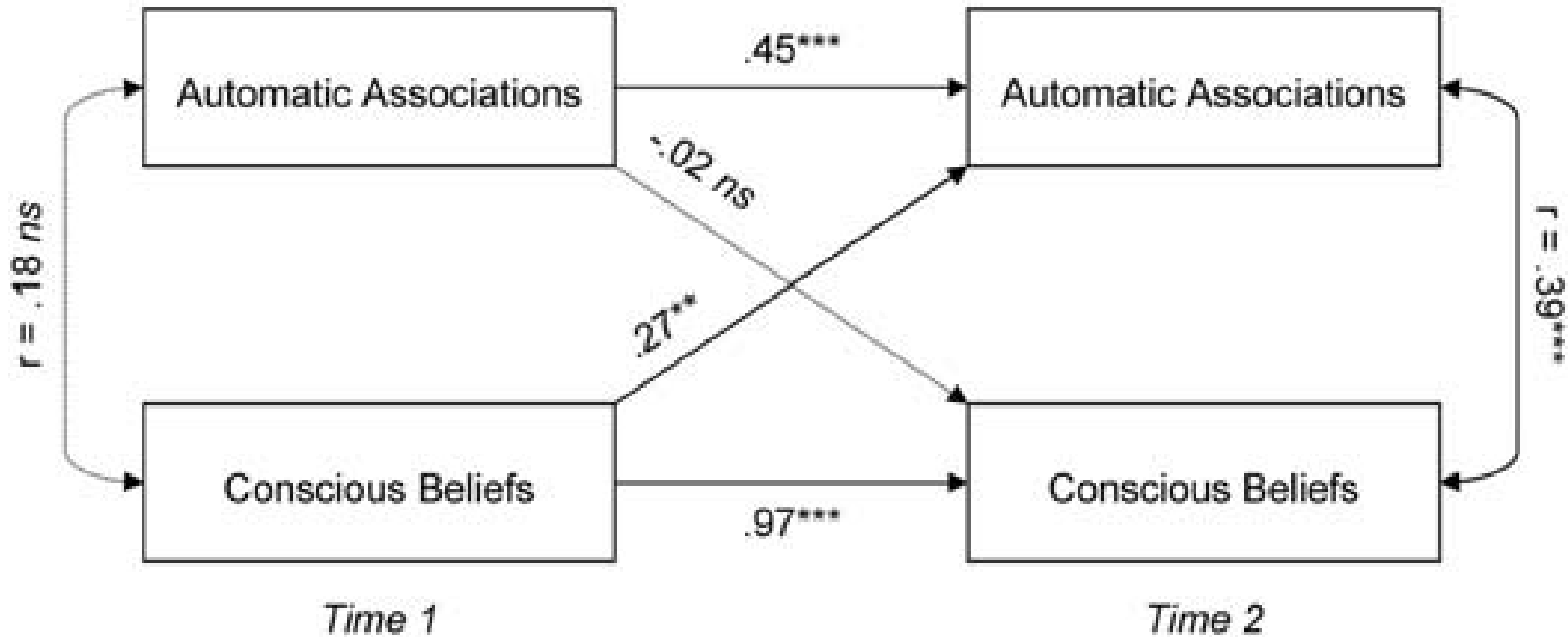


Fig. 1. Stability (horizontal arrows) and change (diagonal arrows) in automatic associations and consciously held beliefs from time 1 to time 2 (1 week apart) for participants who were indicated to be decided ( $n = 96$ ) or undecided ( $n = 33$ ) at time 1. The figure shows standardized beta values of simultaneous multiple regression analyses based on a two-wave-two-variable panel design (\*  $p < 0.05$ ; \*\*  $p < 0.01$ ; \*\*\*  $p < 0.001$ ; ns, not significant)

## Undecided Participants

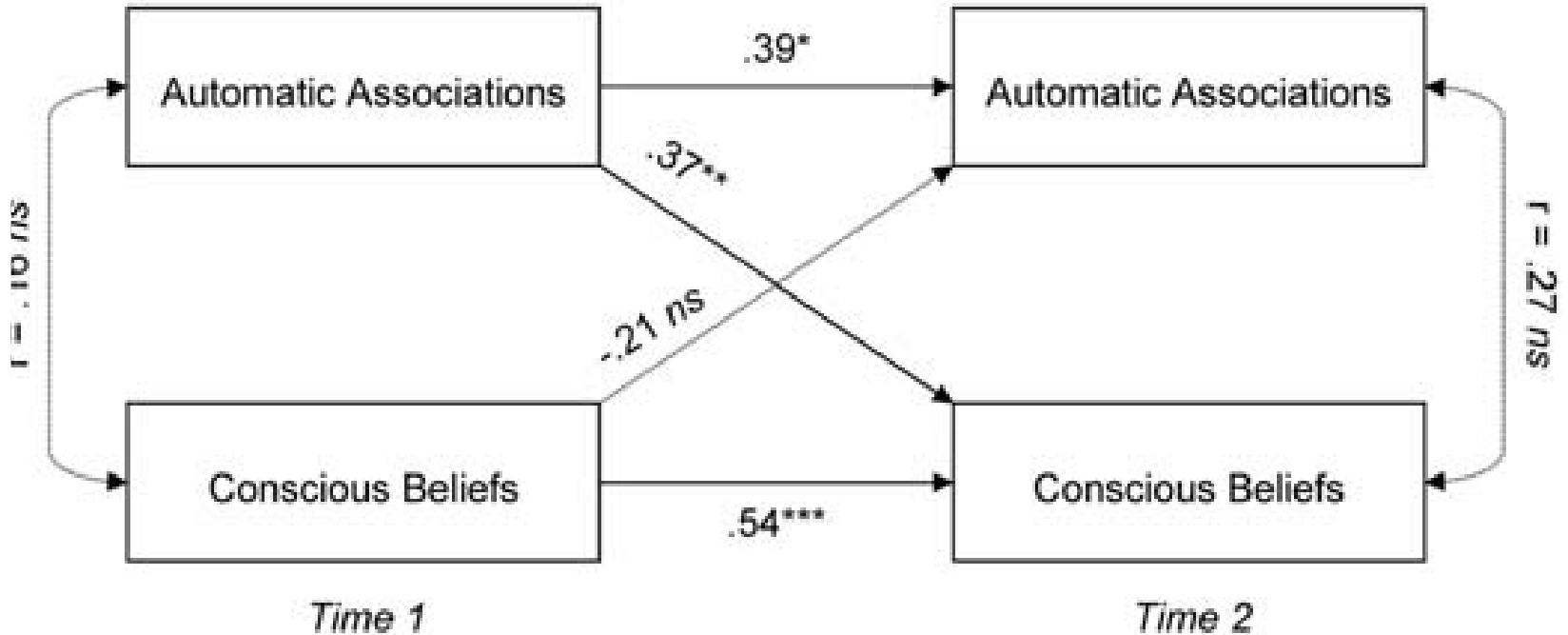
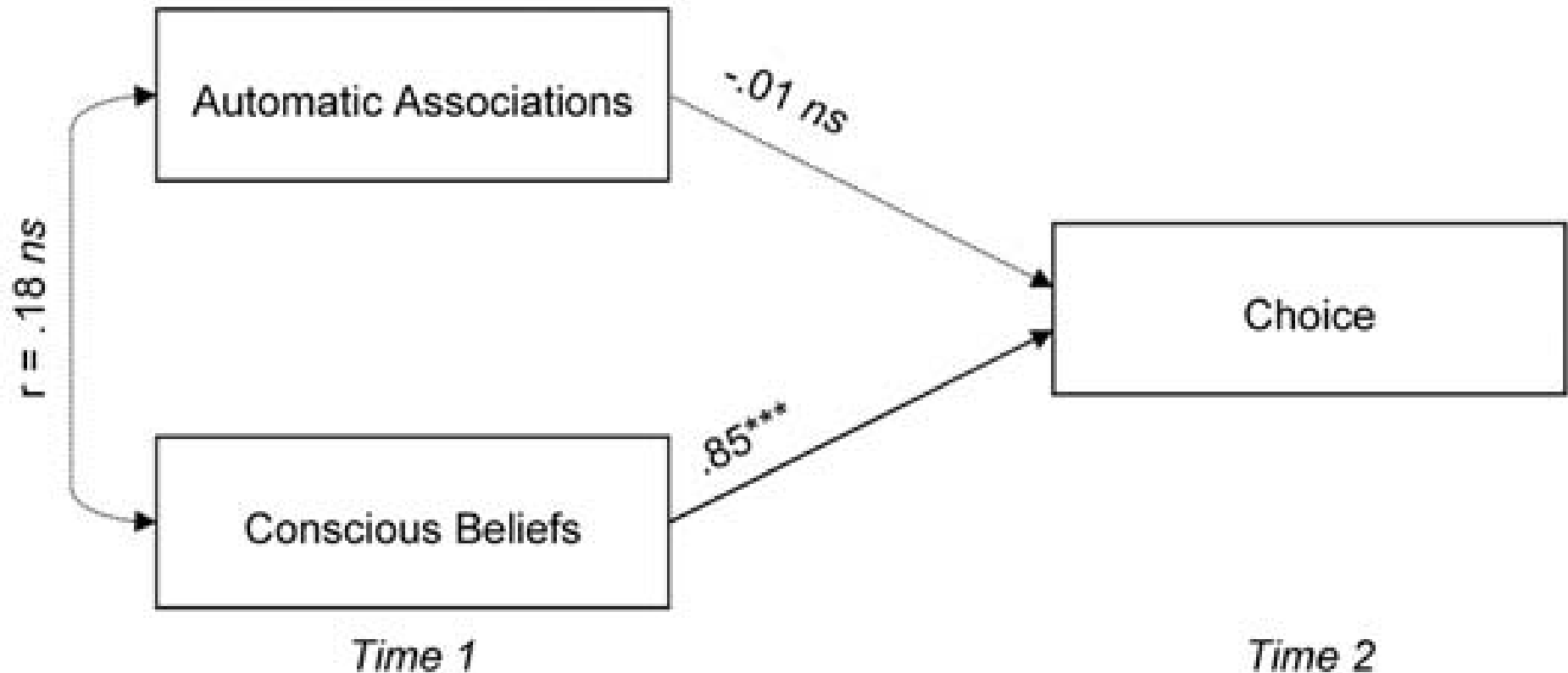


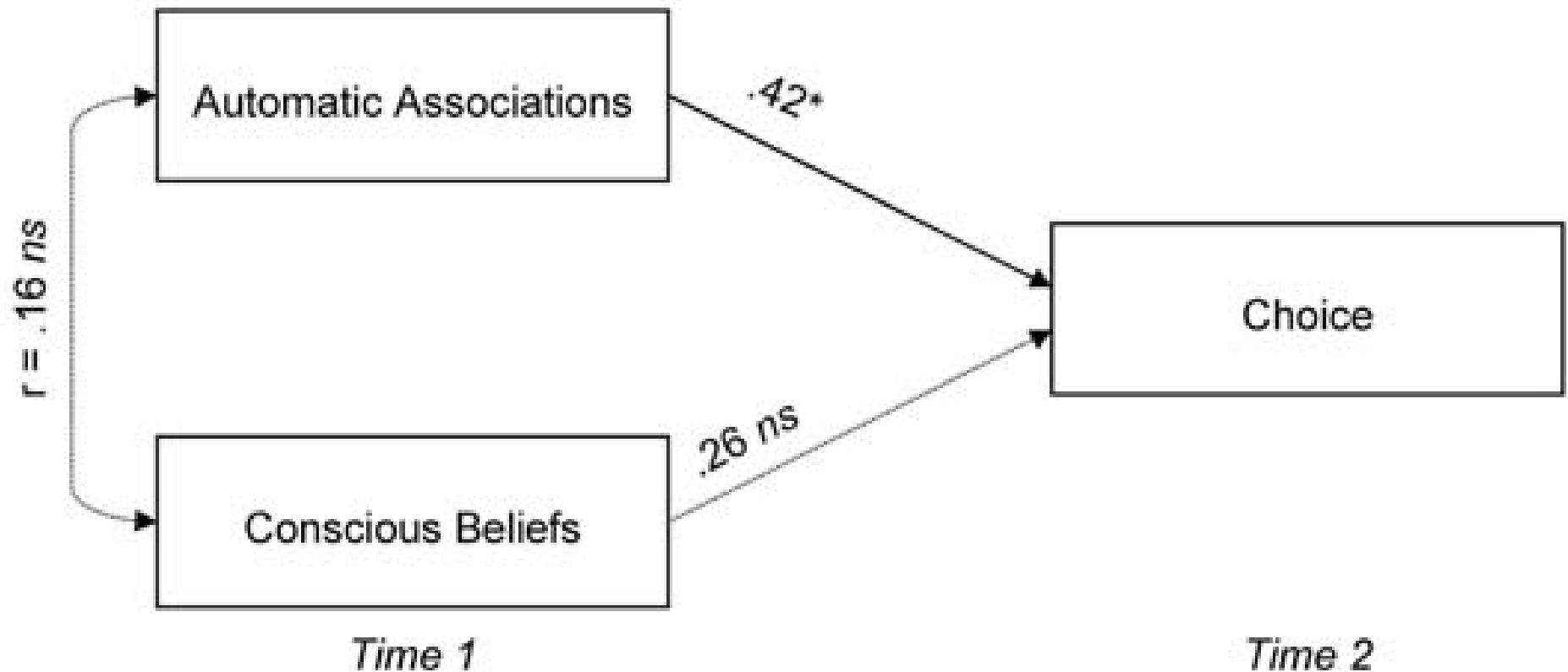
Fig. 1. Stability (horizontal arrows) and change (diagonal arrows) in automatic associations and consciously held beliefs from time 1 to time 2 (1 week apart) for participants who were indicated to be decided ( $n = 96$ ) or undecided ( $n = 33$ ) at time 1. The figure shows standardized beta values of simultaneous multiple regression analyses based on a two-wave-two-variable panel design (\*  $p < 0.05$ ; \*\*  $p < 0.01$ ; \*\*\*  $p < 0.001$ ; ns, not significant)

## Decided Participants



- Fig. 2. Prediction of future choices (in favor, undecided, against) at time 2 by automatic associations and consciously held beliefs at time 1 (1 week apart) for participants who were indicated to be decided ( $n = 96$ ) or undecided ( $n = 33$ ) at time 1. The figure shows standardized beta values of simultaneous multiple regression analyses (\*  $p < 0.05$ ; \*\*\*  $p < 0.001$ ; ns, not significant)

## Undecided Participants



- Fig. 2. Prediction of future choices (in favor, undecided, against) at time 2 by automatic associations and consciously held beliefs at time 1 (1 week apart) for participants who were indicated to be decided ( $n = 96$ ) or undecided ( $n = 33$ ) at time 1. The figure shows standardized beta values of simultaneous multiple regression analyses (\*  $p < 0.05$ ; \*\*\*  $p < 0.001$ ; ns, not significant)